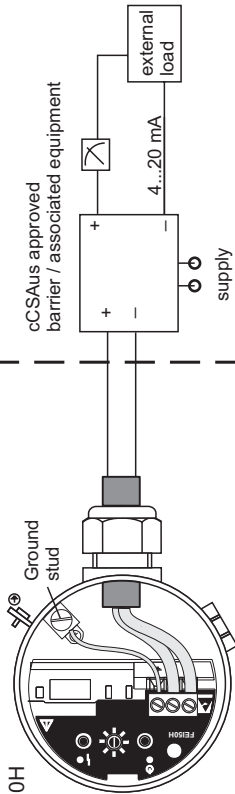


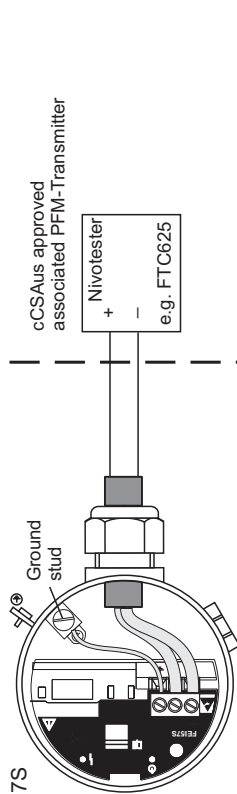
Hazardous classified location

Class I, Div. 1, 2, Groups A, B, C, D
 Class I, Zone 0,
 Class II, Div. 1, 2, Groups E, F, G
 Class III

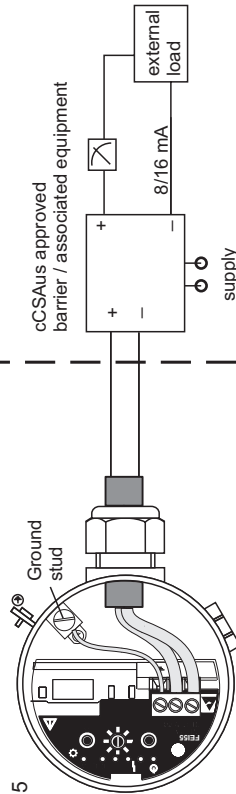
FEI50H



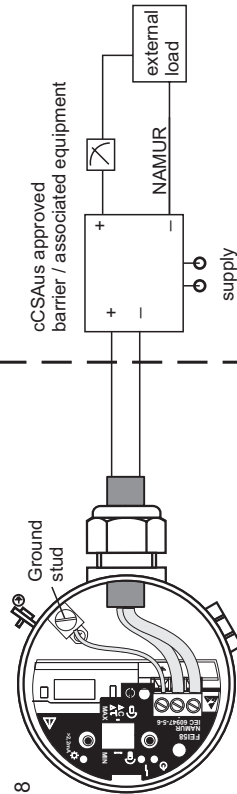
FEI57S



FEI155



FEI158



Temperature code	Permissible ambient temperature electronic compartment
T6	-50°C...+60°C
T5, T4, T3	-50°C...+70°C

Non hazardous location

**Intrinsically safe (Ex ia), Class I, Div. 1, Groups A, B, C, D
 Class II, Div. 1, Groups E, F, G; Class III
 Ex ia IIC T6**

Hazardous Location Installations

- Control room equipment may not use or generate over 250 Vrms.
- Install per Canadian Electrical Code.
- For entity installations: Use CSA certified safety barrier or other associated equipment that satisfy the following conditions:

$$V_{oc} \leq V_{max}, I_{sc} \leq I_{max}, C_i \geq C_i + C_{cable}, L_a \geq L_i + L_{cable} \text{ transmitter entity parameters are as follows:}$$

FEI50H insert Entity Parameters: $V_{max} \leq 30 \text{ V}$, $I_{max} \leq 120 \text{ mA}$, $P_i \leq 1 \text{ W}$, $C_i \leq 2.4 \text{ nF}$, $L_i \approx 0$

FEI57S insert Entity Parameters: $V_{max} \leq 16.1 \text{ V}$, $I_{max} \leq 100 \text{ mA}$, $P_i \leq 1 \text{ W}$, $C_i \leq 2.4 \text{ nF}$, $L_i \approx 0$

FEI155 insert Entity Parameters: $V_{max} \leq 36 \text{ V}$, $I_{max} \leq 100 \text{ mA}$, $P_i \leq 1 \text{ W}$, $C_i \leq 2.4 \text{ nF}$, $L_i \approx 0$

FEI158 insert Entity Parameters: $V_{max} \leq 18 \text{ V DC}$, $I_{max} \leq 52 \text{ mA}$, $P_i \leq 170 \text{ mW}$, $C_i \approx 0$, $L_i \approx 0$

for T-code see table.

- WARNING: Substitution of components may impair intrinsic safety.
- Intrinsic safety barrier manufacturer's installation drawing must be followed, when installing this equipment. The configuration of the intrinsic barriers must be CSA approved.
- Use supply wires suitable for 5°C above surrounding ambient.
- In case of use of PTFE rod avoid electrostatic charge at the rod (e.g. do not rub with dry cloth; do not install within the solid flow).

**Nonincendive Class I, Div. 2, Groups A, B, C, D
 Class II, Div. 1, Groups E, F, G; Class III**

Hazardous Location Installations

- Installation per Canadian Electrical Code using threaded metal conduit. Intrinsic safety barrier not required.
- Nonincendive field wiring installation. The nonincendive field wiring circuit concept allows interconnection of nonincendive field wiring apparatus with associated apparatus not specifically examined in combination as a system using any of the wiring methods permitted for unclassified locations, when:

$$V_{oc} \leq V_{max}, I_{sc} \leq I_{max}, C_a \geq C_i + C_{cable}, L_a \geq L_i + L_{cable} \text{ transmitter parameters are as follows:}$$

FEI50H insert: $V_{max} \leq 36 \text{ V}$, $I_{max} \leq 100 \text{ mA}$, $P_i \leq 1 \text{ W}$, $C_i \leq 2.4 \text{ nF}$, $L_i \approx 0$

FEI57S insert: $V_{max} \leq 16.1 \text{ V}$, $I_{max} \leq 100 \text{ mA}$, $P_i \leq 1 \text{ W}$, $C_i \leq 2.4 \text{ nF}$, $L_i \approx 0$

FEI155 insert: $V_{max} \leq 36 \text{ V}$, $I_{max} \leq 100 \text{ mA}$, $P_i \leq 1 \text{ W}$, $C_i \leq 2.4 \text{ nF}$, $L_i \approx 0$

FEI158 insert: $V_{max} \leq 18 \text{ V DC}$, $I_{max} \leq 52 \text{ mA}$, $P_i \leq 170 \text{ mW}$, $C_i \approx 0$, $L_i \approx 0$

- For these current and voltage controlled circuits the parameters I_{max} is not required and need not be aligned with parameters I_{sc} and I_i of the associated nonincendive field wiring or associated apparatus.
- WARNING: Explosion hazard - Do not disconnect equipment unless power has been switched off or the area is known to be non hazardous. WARNING: Substitution of components may impair suitability for Class I, Div. 2, Zone 2. In case of use of PTFE rod avoid electrostatic charge at the rod (e.g. do not rub with dry cloth; do not install within the solid flow).

