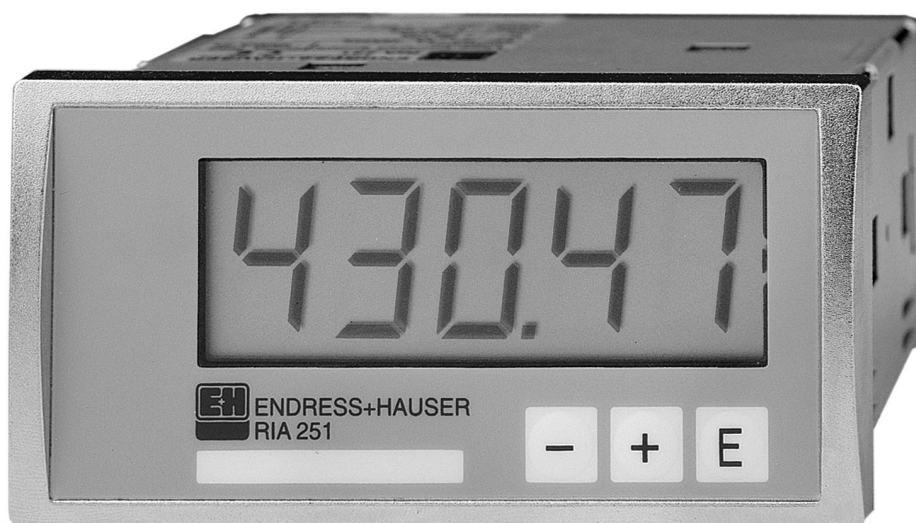


## Technical Information

# RIA251

Process display

Digital loop powered display for 4...20 mA current loops



### Application

- Plant and machine construction
- Control panels
- Laboratory fittings
- Process display, monitoring
- Suitable for Ex applications

### Benefits at a glance

- 5 Digit LC display with 17 mm (0.67 in) character height
- Loop powered display, no additional power supply cabling required
- Measurement range - 19999 to 99999
- Flexible measurement range set up using 3 push buttons

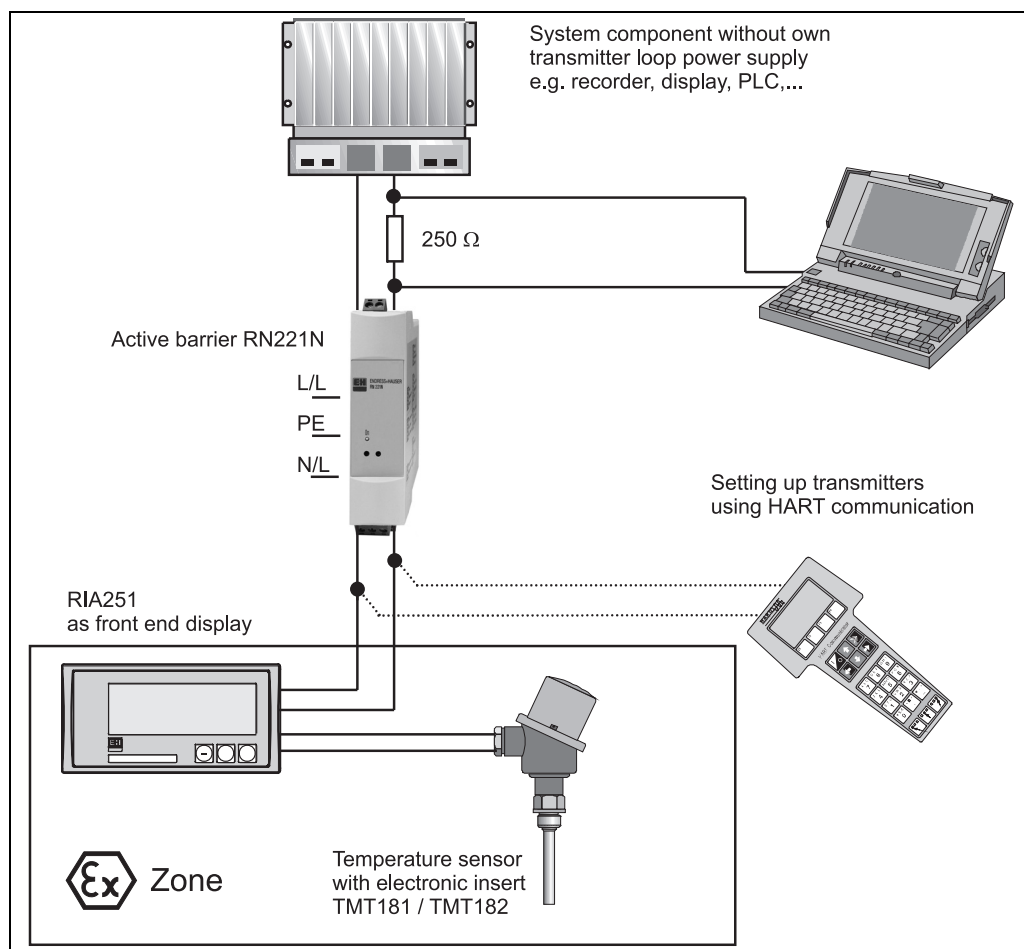


## Function and system design

### Measuring principle

The display receives an analog signal and shows the corresponding value on the display. The unit is connected in the 4 ... 20 mA circuit and also receives the required power from this circuit.

The analog signal connected is digitalized, analysed and indicated in the LC display.



Example of an application of the process display unit

### Measuring system

The RIA251 process display is connected directly into the 4 ... 20 mA measurement loop. The power required is taken from the current loop. The voltage drop of <2 V has no significant influence on the measurement circuit. Setting up the measurement range, decimal point and offset is easily done using the 3 front mounted push buttons. Setting up can also take place whilst the unit is operational, which means that later changes can be easily made.

The unit can be obtained with Ex certification to ATEX II 1 G EEx ia IIC T6, FM, CSA and NEPSI (option). Therefore special applications where the display is required directly in the hazardous area can now be realized.

## Input

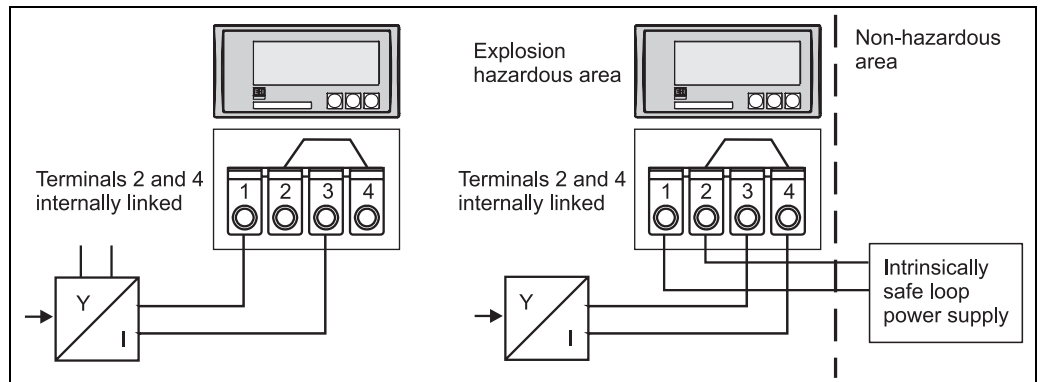
<b>Measured variable</b>	Current
<b>Measuring range</b>	4...20 mA (polarity protected)
<b>Max. input current</b>	150 mA (short circuit current)
<b>Voltage drop</b>	< 2 V
<b>HART® protocol</b>	The display is suitable for transmitting the HART® protocol.

## Power supply

**Electrical connection** Both the terminals and the connection values of the display correspond to the Ex requirements. Connection of an active current source e.g. Transmitter with its own power source and an active current output.



**Note!**  
The display can be placed into the explosion hazardous area if a suitable barrier is used.



*Terminal layout of the process display*

<b>Voltage supply</b>	From 4...20 mA current loop
<b>Voltage drop</b>	< 2 V

## Performance characteristics

<b>Accuracy</b>	Accuracy < 0.1% of FSD
<b>Temperaturdrift</b>	< 0.01% / 10 K

## Installation

<b>Installation instructions</b>	<b>Mounting location</b>
	Panel cutout 48 x 96 mm (1.9 x 3.78 in)
	<b>Installation angle</b>
	No restrictions.

## Environment

<b>Ambient temperature range</b>	-20 to +60 °C (-4 to +140 °F)
<b>Storage temperature</b>	-30 to +70 °C (-22 to +158 °F)
<b>Climate class</b>	As per IEC 60654-1, Class B2
<b>Protection degree</b>	Between bezel and panel: NEMA 4x, IP 65 Terminals: NEMA 1, IP 20

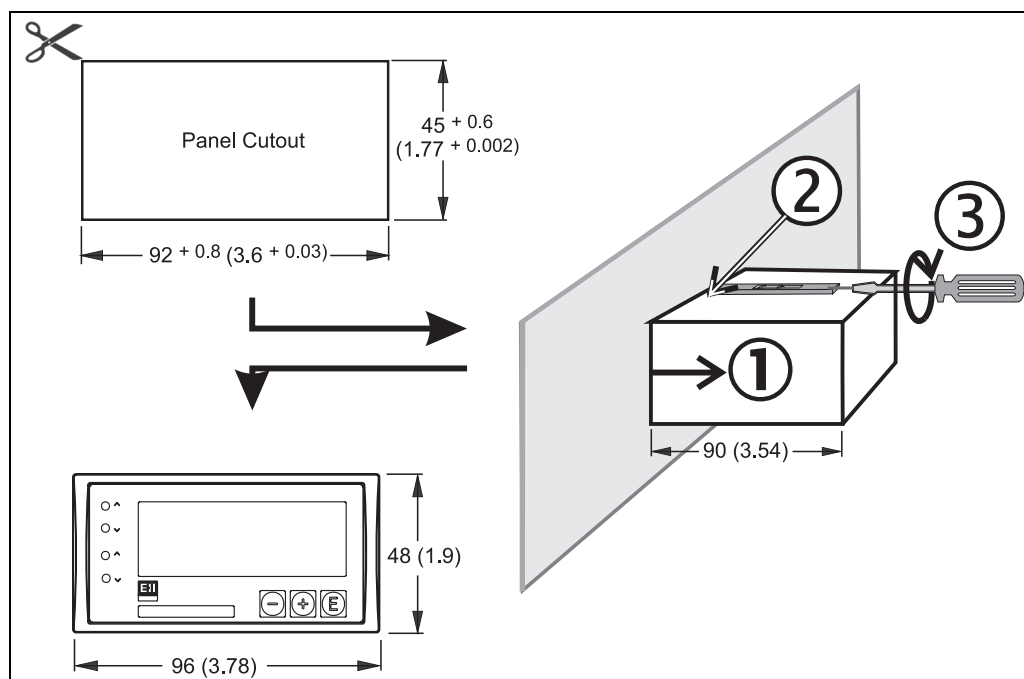
<b>Electromagnetic compatibility (EMC)</b>	<b>RF protection</b> To EN 55011 Group 1, Class A
--	--

### Interference safety

- ESD:  
To IEC 61000-4-2, 6/8 kV
- Electro magnetic fields:  
To IEC 61000-4-3, 10 V/m
- Burst (supply):  
To IEC 61000-4-4, 2 kV
- Surge:  
To IEC 61000-4-5, 1 kV
- Cable high frequency:  
To EN 61000-4-6, 10 V

## Mechanical construction

### Design, dimensions



Dimensions of the RIA251 in mm (inch)

<b>Weight</b>	approximately 300 g (10.6 oz)
---------------	-------------------------------

<b>Material</b>	<ul style="list-style-type: none"> <li>■ Housing front: Die cast aluminium</li> <li>■ Housing casing: Galvanized sheet steel</li> <li>■ Housing rear panel: Plastic ABS</li> </ul>
-----------------	--

<b>Electrical connection</b>	Plug on screw terminals (securable), Terminal size 1.5 mm <sup>2</sup> (AWG 16) solid, 1.0 mm <sup>2</sup> (AWG 17) strands with ferrule
------------------------------	--

## Human interface

<b>Display elements</b>	<ul style="list-style-type: none"> <li>■ Display 5 digit LC display, 17 mm (0.67 in) character height</li> <li>■ Range -19999 to +99999</li> <li>■ Offset -19999 to +32767</li> </ul>
-------------------------	---

<b>Operation</b>	3 push button operation (-/+/E)
------------------	---------------------------------

## Certificates and approvals

<b>CE</b>	89/336/EWG guidelines
-----------	-----------------------

<b>Ex-Zulassung</b>	<ul style="list-style-type: none"> <li>■ ATEX II 1 G EEx ia IIC T6 to DIN EN 50014 and DIN EN 50020</li> <li>■ FM IS, Class I, Div. 1+2, Group A,B,C,D to FM 3600 and FM 3610</li> <li>■ CSA IS, Class I, Div. 1+2, Group A,B,C,D to C22.2 No 157</li> <li>■ NEPSI Ex ia IIC T6</li> </ul>
---------------------	--

## Ordering information

<b>Product structure</b>	<b>RIA251</b>	Electronical indicator, Depth: 90 mm. Loop powered. 1 channel, scalable. Display LC, 5-digit, Character height 17 mm. Approval: CSA GP.
	<b>Approval</b>	
	<b>A</b>	Non-hazardous area
	<b>B</b>	ATEX II1G EEx ia IIC T6
	<b>C</b>	FM IS, Cl.I, Div.1, Gr. ABCD
	<b>D</b>	CSA Ex ia, Cl.I, Div.1, Gr. ABCD
	<b>F</b>	NEPSI Ex ia IIC T6
	<b>Housing</b>	
	<b>1</b>	Panel mounting, 48 x 96 x 90 mm
	<b>2</b>	Panel mounting, 48 x 96 x 90 mm + WCC=Works calibration certificate
	<b>RIA251-</b>	← Order code

---

## Documentation

---

- System components - field and panel installation display unit, energy manager, active barrier, process transmitter and overvoltage protection: FA016K/09
- Operating instructions 'Process display RIA251': BA087R/09
- Ex documentation:  
ATEX II(1)GD: XA001R/09/a3

### Instruments International

Endress+Hauser  
Instruments International AG  
Kaegenstrasse 2  
4153 Reinach  
Switzerland

Tel. +41 61 715 81 00  
Fax +41 61 715 25 00  
[www.endress.com](http://www.endress.com)  
[info@ii.endress.com](mailto:info@ii.endress.com)

**Endress+Hauser**   
People for Process Automation