

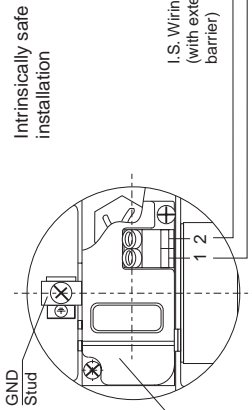
HAZARDOUS AREA

Class I, Groups A, B, C, D
Class II, Groups E, F, G
Class III

FEC 12 in T3
Ex-proof enclosure

Input
30 Vdc
120 mA
Output
4-20 mA

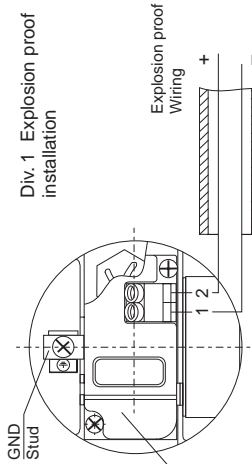
Ex-d barrier
Module



FEC 12 in T3
Ex-proof enclosure

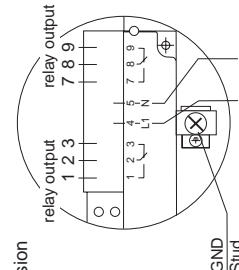
Input
30 Vdc
120 mA
Output
4-20 mA

Ex-d barrier
Module



Conduit and seal (No external barrier)

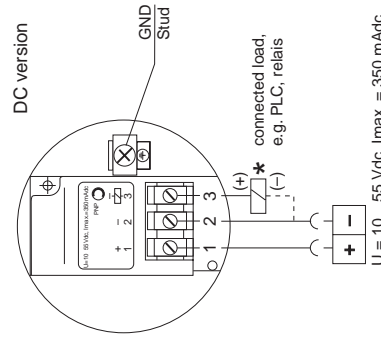
AC version



U = 90...250 Vac, 50/60 Hz
I_{max} = 25 mAac
relay contacts rated
250 Vac, 6 A, 1500 VA at PF=10
30 Vdc, 6 A, 125 Vdc, 0.2 A

Explosion proof wiring

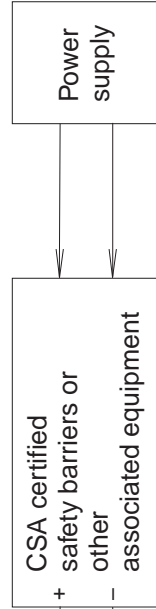
DC version



U = 10...55 Vdc, I_{max} = 350 mAac

Conduit and seal (No external barrier)

NON HAZARDOUS AREA



Notes

Intrinsically safe installation

- Control room equipment may not use or generate over 125 Vrms.
- Install per the Canadian electrical code
- Warning: Substitution of components may impair intrinsic safety.
Avertissement: La substitution de composants peut compromettre la sécurité intrinsèque.
Warning: open circuit before removing cover.
Avertissement: Ouvrir le circuit avant d'enlever le couvercle.
- Ex ia is defined as intrinsically safe / sécurité intrinsèque.

For entity installation use CSA certified safety barrier or other associated equipment that satisfy the following conditions: $V_{oc} \leq V_{max}$, $I_{sc} \leq I_{max}$.

$Ca \geq Ci + C_{cable}$, $La \geq Li + L_{cable}$
Transmitter entity parameters are as follows:

V _{max} (V)	I _{max} (mA)	C _i (nF)	L _i (μH)
30	120	20	0

For system installation

Use CSA certified safety barriers as follows:

- 28 V / 300 Ω + Ground or
- 28 V / 300 Ω + 28 V / Diode or
- 28 V / 300 Ω + 10 V / 50 Ω

Division 2 installation

- Install per Canadian electrical code using threaded metal conduit.
- Warning: Explosion hazard - do not disconnect equipment unless power has been switched off or the area is known to be non-hazardous.
Avertissement: Risque d'explosion - avant de déconnecter l'équipement, couper le courant ou s'assurer que l'emplacement est désigné non dangereux.
Warning: Explosion hazard - substitution of components may impair suitability for Class I, Division 2.
Avertissement: Risque d'explosion - la substitution de composants peut rendre ce matériel inacceptable pour les emplacements de Classe I, Division 2.

Div. 1 Explosion-proof installation

Probes DC12T are certified for Class I, Groups B, C, D, Class II, Groups E, F, G, Class III and Type 4X enclosure only.

Class II installation

Partially insulated probes model Multicap and Multicap T are certified for Class II, Group G and coal dust, Class III and Type 4X enclosure only.

ZD 009F/00/en/05.98/EHF

CSA / A 16.06.95



960347-1035

**Installation drawing (XP)
960347-1035 A**

Multicap DC..A., DC 12 TA
+FEC 12, FEC 22

Endress + Hauser

