

# Information on the Pressure Equipment Directive

## Proline Promag 10/23/50/51/53/55

The following information relates to devices which have been examined in accordance with the guidelines of the Pressure Equipment Directive 97/23/EC.

### Type code

The code on the nameplate of the measuring device indicates whether the device in question has been examined in accordance with the Pressure Equipment Directive:

Type code	Definition		
Promag 10E**_****p***** Promag 10H**_****p***** Promag 10P**_****p***** Promag 10W**_****p***** Promag 23H**_****P/R***** Promag 23P**_****P/R*****	Promag 50E**_****P/R***** Promag 50H**_****P/R***** Promag 50P**_****P/R***** Promag 50W**_****P/R***** Promag 51P**_****P/R***** Promag 51W**_****P/R*****	Promag 53E**_****P/R***** Promag 53P**_****P/R***** Promag 53W**_****P/R***** Promag 53H**_****P/R***** Promag 55S**_****P/R***** Promag 55H**_****P/R*****	P/R = Approved in accordance with Pressure Equipment Directive, Category II resp. III

### Classification

The classification of the measuring device as per Art. 3 Par. 3, Cat. I/II or III is in accordance with the PED 97/23/EC, Annex II, Tables 6 to 9. Taking the flange-independent maximum pressure of the Promag into account, the following is the maximum classification.

Device Type	Nominal diameters	Application			
		Liquids			
		Piping for liquids with a vapour pressure > 0.5 bar		Piping for liquids with a vapour pressure < 0.5 bar	
		Group 1 fluids	Group 2 fluids	Group 1 fluids	Group 2 fluids
Promag E/P/S/W	DN 32	Cat. II	Art. 3 Par. 3	Art. 3 Par. 3	Art. 3 Par. 3
	DN 40...50	Cat. II	Cat. I	Art. 3 Par. 3	Art. 3 Par. 3
	DN 65...100	Cat. II	Cat. I	Cat. II	Art. 3 Par. 3
	DN 125...200	Cat. III	Cat. II	Cat. II	Art. 3 Par. 3
	DN 250	Cat. III	Cat. II	Cat. II	Cat. I
	DN 300...600	Cat. III	Cat. III	Cat. II	Cat. I
Promag H	DN 40...50	Cat. I	Art. 3 Par. 3	Art. 3 Par. 3	Art. 3 Par. 3
	DN 65...100	Cat. II	Cat. I	Art. 3 Par. 3	Art. 3 Par. 3

Group 1 fluids: explosive, flammable, toxic or oxidising media

Group 2 fluids: non-explosive, non-flammable, non-toxic and non-oxidising media

## Approval number

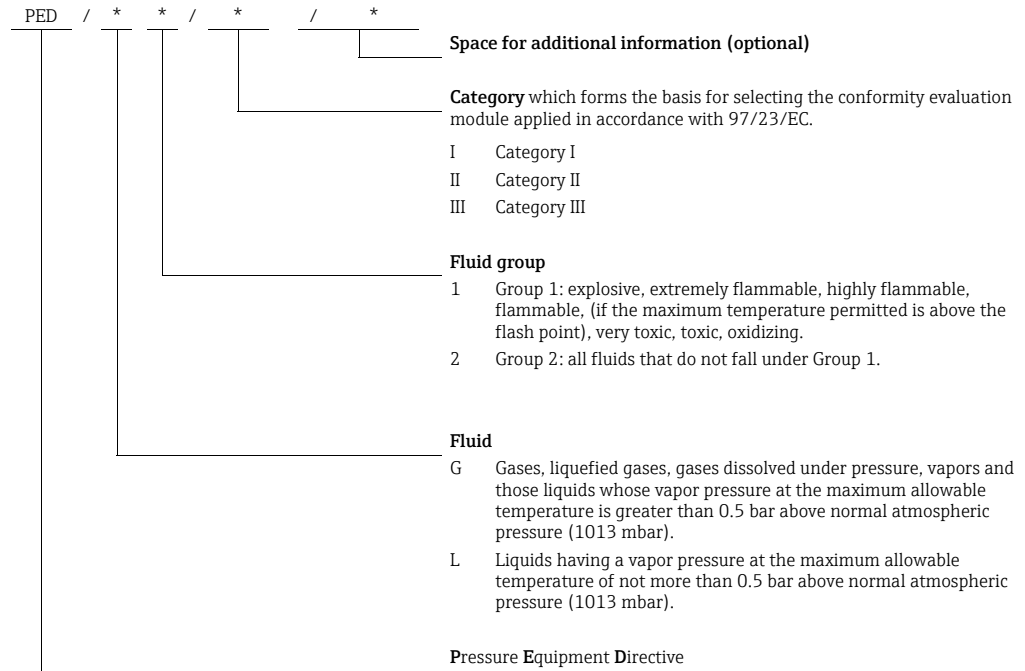
The following approval number for the type examination in accordance with Stoomwezen B.V. applies to all the Promag measuring systems listed: **PED/B/8035591**



Note!

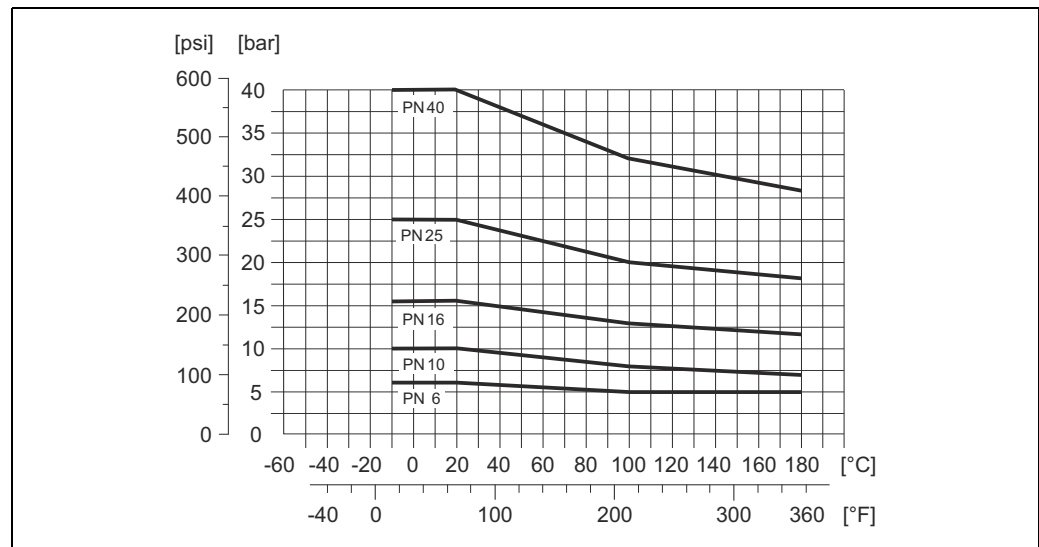
Labeling of pressure equipment

The following additional labeling is used to make it easier to identify devices bearing the CE mark on account of the Pressure Equipment Directive.



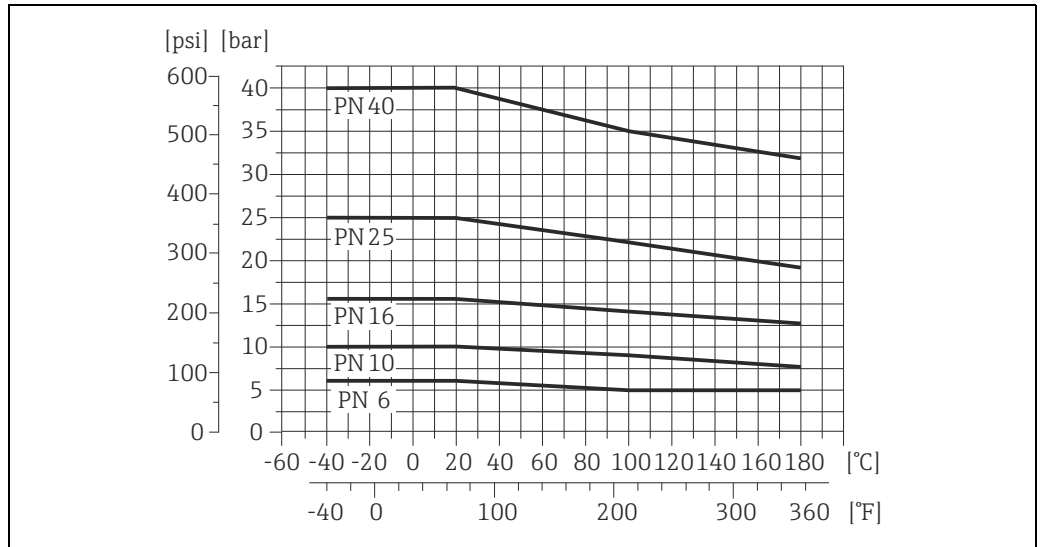
## Pressure-temperature ratings

Promag E/P/S/W:  
Process connection to  
EN 1092-1 (DIN 2501)



Material process connection: S235JRG2 (RSt 37-2)

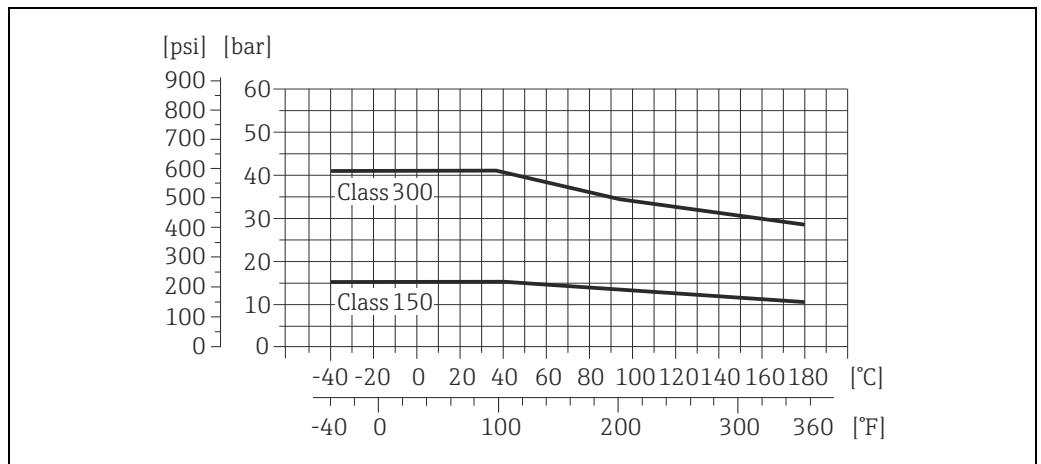
A0023071-EN



Material process connection: 1.4571

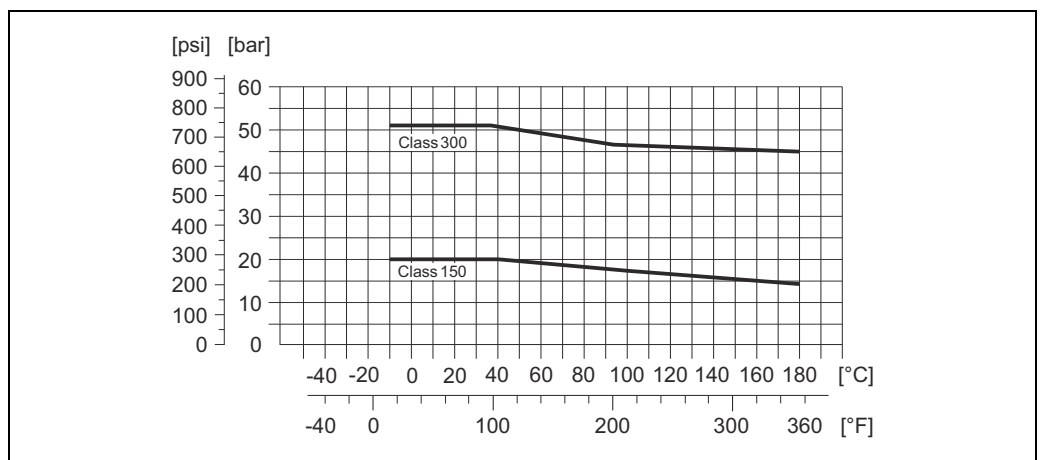
A0021184-EN

**Promag E/P/S/W:  
Process connection to  
ASME B16.5**



Material process connection: 316L

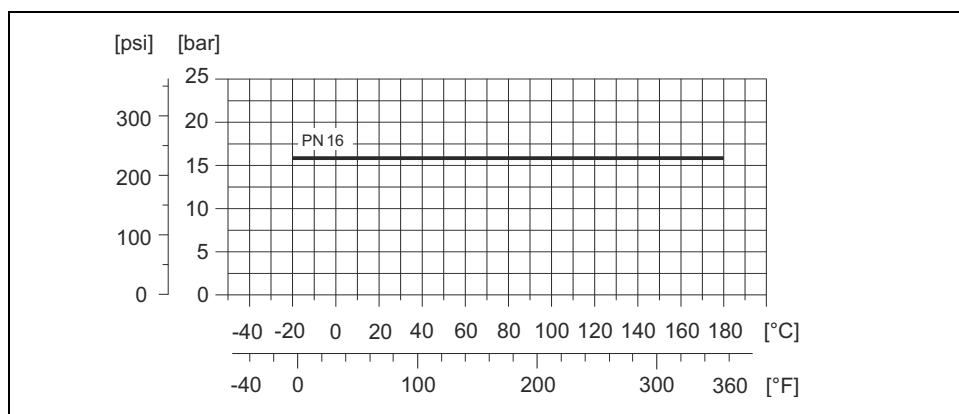
A0021185-EN



Material process connection: A105

A0023072-EN

**Promag H:**  
Weld nipple to DIN 11850,  
ODT



A0023073-DE

Material weld nipple: 1.4404/316L (with gasket seal)

## Additional information

All measuring devices undergo a pressure unit test with at least 1.5 times the maximum pressure rating. For more details, please refer to the 3.1 certificate provided.

If the device is delivered with detached process connections (only for Promag H), these connections have to be included in the piping pressure test.

### Note for Sensors Promag 10/50/51/53/55 E/P/S/W

The casing of sensors DN > 300 serves to protect the internal measuring system and fulfils no additional second containment function. A pressure rating of 5 bar can be given as a nominal value.

In the event danger of damage to the liner or electrodes exists, e.g. due to process conditions such as corrosive or abrasive fluids or equalising currents, overpressure of the casing due to leakage could occur. This can lead to an undefined burst of the casing, which in turn can lead to additional danger.

Verification of the process fluid compatibility with the wetted materials, and the observation of the maximum process pressure are therefore of utmost importance. In case of doubt, contact your Endress+Hauser representative for further clarification.

[www.addresses.endress.com](http://www.addresses.endress.com)