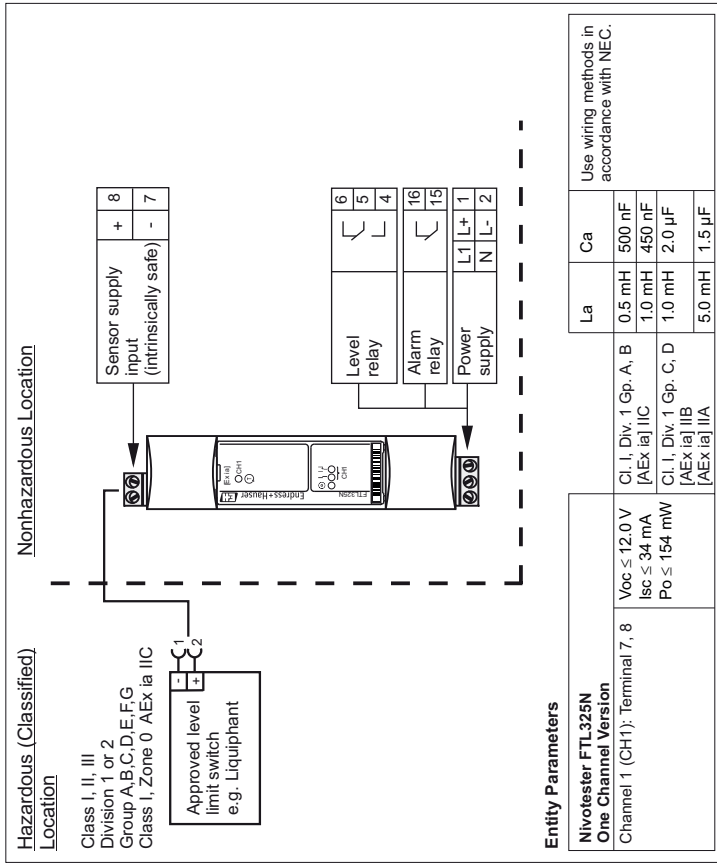




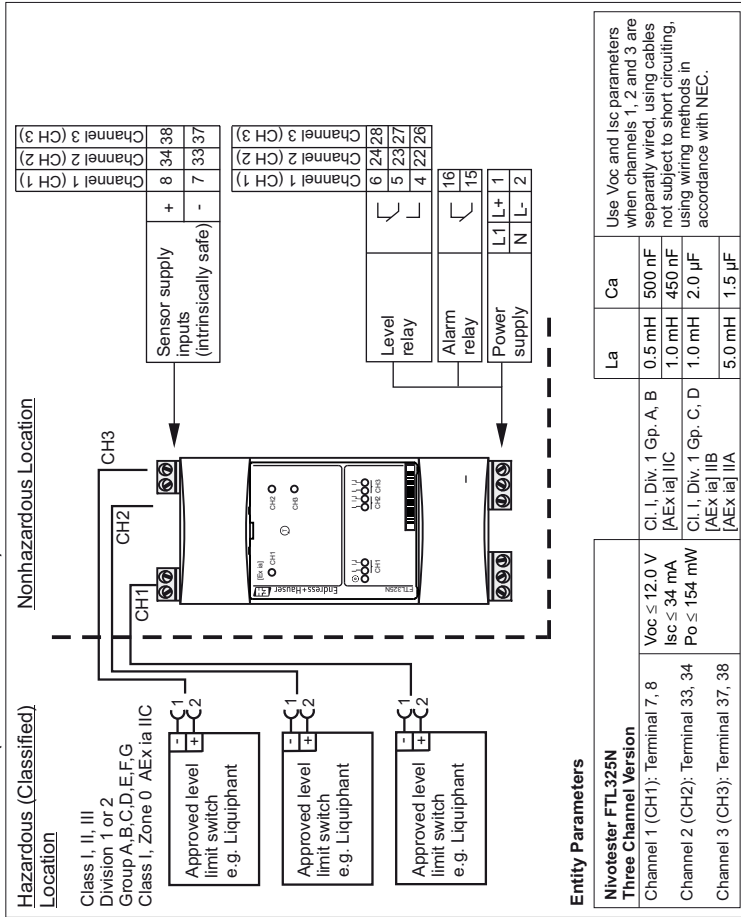
## FM Control Drawing 960006073 B

Nivotester  
 FTL325N

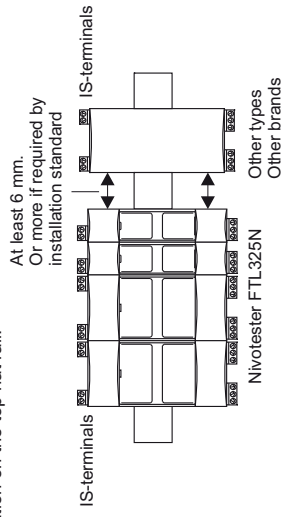
### Nivotester FTL325N (One Channel Version)



### Nivotester FTL325N (Three Channel Version)



- Notes:**
1. **WARNING:** Substitution of components may impair intrinsic safety!
  2. FMRC approved apparatus must be installed in accordance with manufacturer instructions.
  3. Maximum safe area voltage 250 Vrms.
  4. The installation must be in accordance with the National Electrical Code ANSI / NFPA 70 article 504 and ANSI / ISA-RP12.06.01.
  5. Install the device protected from dust and moisture.
  6. Use additional precautions such as wiring tie downs or special wiring methods to provide adequate separation, especially when terminals are arranged one above the other.
  7. Terminals of intrinsically safe circuits must be separated from terminals of non-intrinsically safe circuits by creepage and clearance distance of at least 50 mm (2 in).
  8. Installation on the top hat rail:



Agency controlled drawing.  
 No changes without prior Agency approval.