



Level



Pressure



Flow



Temperature



Liquid
Analysis



Registration



Systems
Components



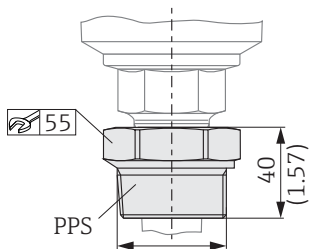
Services



Solutions

Operating Instructions

Minicap FTC260



R1 1/2: E+H 943215-1001

G1 1/2: E+H 943215-1021

mm (in)

DE - Adapter für Minicap FTC260

EN - Adapter for Minicap FTC260

FR - Adaptateur pour Minicap FTC260

ES - Adaptador para Minicap FTC260

IT - Adattatore per Minicap FTC260

NL - Adapter voor Minicap FTC260

de - Einbau

Adapter in den Prozessanschluss
einschrauben

en - Installation

Screw adapter into process
connection

fr - Montage

Visser l'adaptateur dans le
raccord process

es - Montaje

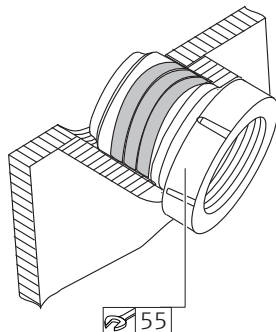
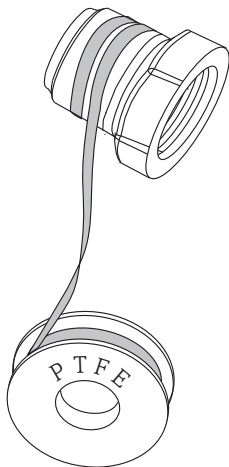
Roscar el adaptador en la conexión
a proceso

it - Montaggio

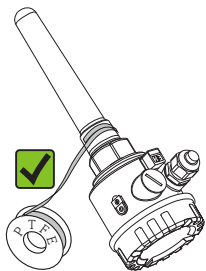
Avvitare l'adattatore nella
connessione al processo

nl - Inbouw

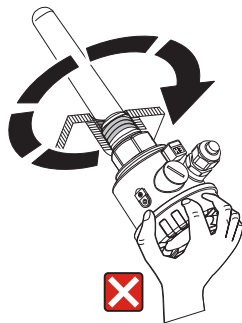
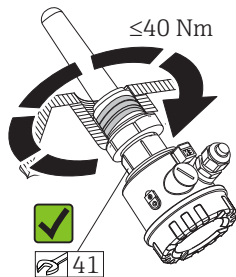
Schroef adapter in
procesaansluiting




1.



2.




- de** - Minicap in den Adapter einschrauben
Nicht am Gehäuse drehen!
- en** - Screw Minicap into adapter
Don't use housing to turn!
- fr** - Visser le Minicap dans le adaptateur
Ne pas se servir du boîtier!
- es** - Roscar el Minicap en la adaptator
No girar el cabezal!
- it** - Avvitare il Minicap nella al l'adattatore
Non avvitario della custodia!
- nl** - Schroef de Minicap in de adapter
Draai hierbij niet aan de behuizing!



www.endress.com/worldwide

KA00098F/00/A6/13.14
71268725
FM10



71268725