

Safety Instructions

Proline Cubemass 100

ATEX: II3G

IECEX: Zone 2



- BG - Правила за техниката на безопасност за електрически средства за производство във взривоопасни зони. Ако не разбирате езика на това ръководство има възможност да спорьчате при нас едно ръководство, преведено на езика на Вашата страна.
ЕС декларация за съответствие
Производителят Endress+Hauser декларира с това заявление за съответствие и с предявяването на сертификата CE, че този продукт отговаря на изискванията на съответните европейски директиви. Прилаганите директиви, норми и документи са указани в заявлението за съответствие.
- CS - Bezpečnostní pokyny pro elektrické přístroje v místech s nebezpečím výbuchu. Pokud nemáte možnost přečíst si tento návod, můžete si u nás objednat návod přeložený do svého jazyka.
EU prohlášení o shodě
Společnost Endress+Hauser prohlašuje prostřednictvím tohoto prohlášení a použitím značky CE, že tento výrobek vyhovuje příslušným evropským směrnícím. Zmíněné směrnice, normy a dokumenty jsou uvedeny v Prohlášení o shodě.
- DA - Sikkerhedsforskrifter for elektriske apparater certificeret til brug i eksplosionsfarlige områder. Hvis du ikke forstår denne manual, kan en oversat kopi af den på dit eget sprog bestilles fra os.
EU-overensstemmelseserklæring
Med denne overensstemmelseserklæring og tilføjelsen af CE-mærket sikrer producenten Endress+Hauser, at produktet er i overensstemmelse med relevante europæiske direktiver. Dokumentation for overensstemmelsen gives i de anførte direktiver, standarder og dokumenter.
- EL - Οδηγίες ασφαλείας ηλεκτρικών συσκευών για επικίνδυνες για έκρηξη περιοχές. Σε περίπτωση που δεν μπορείτε να διαβάσετε αυτές τις οδηγίες, τότε μπορείτε να παραγγείλετε ένα αντίτυπο μεταφρασμένο στη γλώσσα σας.
Δήλωση συμμόρφωσης ΕΕ
Με αυτή τη δήλωση πιστότητας και την τοποθέτηση του σήματος CE ο κατασκευαστής Endress+Hauser δηλώνει, ότι αυτό το προϊόν συμμορφώνεται με τις ευρωπαϊκές οδηγίες που πρέπει να εφαρμοστούν. Οι οδηγίες, τα πρότυπα και τα έγγραφα που εφαρμόστηκαν αναφέρονται στη δήλωση πιστότητας.
- ES - Instrucciones de seguridad de aparatos eléctricos homologados para su utilización en áreas expuestas a riesgos de deflagración. Si no entiende este manual, puede pedir un ejemplar en su idioma.
Declaración UE de conformidad
Por la presente declaración y la inclusión de la marca CE, el fabricante Endress+Hauser, declara que el producto cumple con las directivas europeas pertinentes. Las directivas, normas y documentos de aplicación se indican en la declaración de conformidad.
- ET - Ohutusjuhised plahvatusohtlikus keskkonnas kasutatavate elektriseadmete kohta. Kui Te ei saa käesolevast juhendist aru, võite meilt tellida Teie riigikeelde tõlgitud juhendi.
EL i vastavusdeklaratsioon
Tootja Endress+Hauser kinnitab juurdelisatud vastavusdeklaratsiooni esitamisega ja CE-märgise kandmisega tootele, et käesolev toode vastab kohaldatavale Euroopa Liidu direktiivide nõuetele. Kohaldatavad direktiivid, standardid ja dokumendid on ära toodud vastavusdeklaratsioonis.
- FI - Turvallisuusohjeita sähkölaitteille, jotka on vahvistettu käytettäväksi räjähdysvaarallisilla alueilla. Jos et ymmärrä tätä käsikirjaa, voit tilata meiltä käännöksen omalla kansallisella kielelläsi.
EU-vaatimustenmukaisuusvakuutus
Valmistaja Endress+Hauser vakuuttaa täällä vaatimustenmukaisuustodistuksella ja CE-merkin kiinnittämisellä, että tämä tuote täyttää sovellettavien EU-direktiivien määräykset. Sovellettavat direktiivit, normit ja dokumentit on merkitty vaatimustenmukaisuustodistukseen.
- HR - Sigurnosni naputci za elektromaterijal u sredini u kojoj prijete opasnost od eksplozije. Ako Vam nije moguće čitati ovaj naputak, onda imate mogućnost da kod nas naručite naputak sastavljen na Vašem materninskom jeziku.
EU izjava o sukladnosti
Dobavljajući Endress+Hauser jamči ovom izjavom i stavljanjem oznake CE da ovaj proizvod udovoljava zahtjevima europskih direktiva koje su na snazi. U izjavi o usuglašenosti se navode direktive, norme i dokumenti koji su na snazi.
- HU - Biztonsági információk robbanásveszélyes területre való elektromos eszközökhöz. Amennyiben nem tudja elolvasni ezt az útmutatót, akkor megrendelheti az Ön anyanyelvére lefordítva is.
EU-megfeleléségi nyilatkozat
Az Endress+Hauser mint gyártó jelen megfeleléségi nyilatkozattal és a CE-jelzés felhelyezésével kijelenti, hogy ez a termék megfelel az alkalmazandó európai irányelveknek. Az alkalmazott irányelvek, szabványok és dokumentumok a megfeleléségi nyilatkozatban fel vannak tüntetve.

IT - Istruzioni di sicurezza per apparecchiature elettriche certificate per l'utilizzo in aree con pericolo di esplosione. Se il presente manuale non risulta comprensibile potete ordinarne una copia tradotta nella vostra lingua.

Dichiarazione di conformità UE

Con questa dichiarazione e con l'applicazione del marchio CE, il costruttore Endress+Hauser, assicura che il prodotto è conforme alle direttive europee vigenti. Prova della conformità è fornita dall'osservanza delle direttive, delle norme e dei documenti elencati.

LT - Elektros įrenginio saugumo nurodymai, susiję su sprogimo zonomis. Jeigu negalite perskaityti šios instrukcijos, kreipkitės į mus, kad užsisakytumėte į jūsų gimtąją kalbą išverstą instrukciją.

ES atitikties deklaracija

Gamintojas Endress+Hauser šia atitikties deklaracija ir CE ženkliniu patvirtina, kad gaminys atitinka taikytinas ES direktyvas. Taikomos direktyvos, normos ir dokumentai yra pateikiami atitikties deklaracijoje.

LV - Drošības norādījumi elektrisko darba instrumentu lietošanai apgabalos, kas pakļauti sprādzienbīstamībai. Ja Jums nav iespēju izlasīt šos norādījumus, Jūs varat pasūtīt pie mums tulkojumus Jūsu valsts valodā.

ES atbilstības deklarācija

Ražotājs Endress+Hauser ar šo atbilstības apliecinājumu un CE zīmola lietojumu apstiprina, ka produkts izgatavots saskaņā ar atbilstošajām Eiropas vadlīnijām. Piemērotās vadlīnijas, normas un dokumenti atrunāti atbilstības apliecinājumā.

NL - Veiligheidsinstructies voor elektrisch materieel in explosiegevaarlijke omgeving. Wanneer u deze handleiding niet kunt lezen, kunt u een in uw landstaal vertaalde handleiding bij ons bestellen.

EU-conformiteitsverklaring

De leverancier Endress+Hauser waarborgt met deze verklaring en het aanbrenge van het CE-teken, dat dit product overeenstemt met de geldende Europese richtlijnen. De geldende richtlijnen, normen en documenten zijn aangegeven in de conformiteitsverklaring.

PL - Wskazówki dot. bezpieczeństwa dla urządzeń elektrycznych stosowanych w obszarze zagrożonym wybuchem. Jeśli niniejsza instrukcja napisana jest w języku, którym się nie posługujesz, możesz zamówić u nas przetłumaczony dokument.

Deklaracja zgodności UE

Producent Endress+Hauser w niniejszej deklaracji zgodności wraz z nadaniem znaku CE oświadcza, że produkt ten jest zgodny z obowiązującą Europejską Dyrektywą. Zastosowane wytyczne, normy oraz dokumenty podane są w deklaracji zgodności.

PT - Instruções de segurança para dispositivos eléctricos certificados para utilização em áreas de risco de incêndio. Se não compreender este manual, pode encomendar-nos directamente uma cópia na sua língua.

Declaração UE de conformidade

Com esta declaração de conformidade e a aplicação da marca CE, o fabricante Endress+Hauser, garante que o produto obedece às directivas europeias a aplicar. As directivas, normas e documentos são apresentadas na declaração de conformidade.

RO - Indicații de siguranță pentru mijloacele de producție electrice pentru zonele periclitare de explozie. Dacă nu puteți citi aceste instrucțiuni, atunci puteți comanda la noi instrucțiunile traduse în limba țării dumneavoastră.

Declarația UE de conformitate

Producătorul Endress+Hauser declară prin declarația de conformitate alăturată și prin aplicarea semnelui CE că acest produs corespunde directivelor europene aplicabile. Directivele, normele aplicate și documentele sunt menționate în declarația de conformitate.

SK - Bezpečnostné pokyny pre elektrické zariadenie prevádzkované v priestoroch s nebezpečenstvom výbuchu. Ak nemáte možnosť 'prečítať' si tento návod, môžete si u nás objednať 'návod preložený do svojho jazyka.

EÚ vyhlásenie o zhode

Spoločnosť Endress+Hauser vyhlasuje prostredníctvom tohto vyhlásenia o konformite a použití značky CE, že tento výrobok vyhovuje príslušným európskym smerniciam. Zmieňované smernice, normy a dokumenty sú uvedené vo Vyhlásení o konformite.

SL - Varnostni napotki glede električne opreme, namenjene za uporabo v eksplozivnih območjih. Če teh navodil ne morete razumeti, lahko pri nas naročite prevod v vaš jezik.

Izjava EU o skladnosti

Proizvajalec Endress+Hauser s to izjavo o skladnosti in navedbo oznake CE izjavlja, da je ta izdelek skladen s predpisanimi evropskimi smernicami. Upoštewane smernice, standardi in dokumenti so navedeni v izjavi o skladnosti.

SV - Säkerhetsföreskrifter för elektrisk utrustning certifierad för användning i explosionsfarliga områden. Om du inte förstår denna manual, kan en översatt kopia på ditt eget språk beställas från oss.

EU-försäkran om överensstämmelse

Endress+Hauser försäkrar med vidstående försäkran om överensstämmelse och med CE-märkningen att denna produkt överensstämmer med de tillämpbara europeiska riktlinjerna. De tillämpade riktlinjerna, normerna och dokumenten anges i försäkran om överensstämmelse.

Proline Cubemass 100

Table of contents

Associated documentation	6
Manufacturer's certificates	6
Manufacturer address	6
Extended order code	7
Safety instructions: General	9
Safety instructions: Installation	9
Temperature tables	10
Connection values: Signal circuits	12

Associated documentation

For an overview of the scope of the associated Technical Documentation, refer to the following:

- *Device Viewer* (www.endress.com/deviceviewer): Enter serial number from nameplate.
- *Endress+Hauser Operations app*: Enter serial number from nameplate or scan matrix code on nameplate.

This document is an integral part of the following Operating Instructions:

Measuring device	Documentation code				
	HART	PROFIBUS DP	Modbus RS485	EtherNet/IP	PROFINET
Cubemass C 100	BA01188D	BA01247D	BA01178D	BA01183D	BA01425D

Additional documentation

Contents	Document type	Documentation code
Explosion Protection	Brochure	CP00021Z/11

Please note the documentation associated with the device.

Manufacturer's certificates**EU Declaration of Conformity**

Documentation code: EC_00257

EU type-examination certificate

Certificate number: DEKRA 12ATEX0148X

IEC Certificate of Conformity

Certificate number: IECEx DEK 12.0041X

Affixing the certificate number certifies conformity with the standards under www.IECEx.com (depending on the device version).

- IEC 60079-0: 2017
- IEC 60079-7: 2017
- IEC 60079-15: 2010

Manufacturer address

Endress+Hauser Flowtec AG
Kägenstrasse 7
4153 Reinach BL
Switzerland

Extended order code

The extended order code is indicated on the nameplate, which is affixed to the device in such a way that it is clearly visible. Additional information about the nameplate is provided in the associated Operating Instructions.

Structure of the extended order code

$$\begin{array}{c} \text{* * * * * *} \quad \text{—} \quad \text{* * * * * *} \dots \text{* * * * * *} \quad \text{+} \quad \text{A*B*C*D*E*F*G*...} \\ \text{(Device type)} \quad \quad \quad \text{(Basic specifications)} \quad \quad \quad \text{(Optional specifications)} \end{array}$$

* = Placeholder
At this position, an option (number or letter) selected from the specification is displayed instead of the placeholders.

Device type

The device and the device design is defined in the "Device type" section (Product root).

Basic specifications

The features that are absolutely essential for the device (mandatory features) are specified in the basic specifications. The number of positions depends on the number of features available. The selected option of a feature can consist of several positions.

Optional specifications

The optional specifications describe additional features for the device (optional features). The number of positions depends on the number of features available. The features have a 2-digit structure to aid identification (e.g. JA). The first digit (ID) stands for the feature group and consists of a number or a letter (e.g. J = Test, Certificate). The second digit constitutes the value that stands for the feature within the group (e.g. A = 3.1 material (wetted parts), inspection certificate).

More detailed information about the device is provided in the following tables. These tables describe the individual positions and IDs in the extended order code which are relevant to hazardous locations.

Device type

Position	Order code for	Option selected	Description
1	Instrument family	B	Coriolis flowmeter
2	Sensor	C ¹⁾	Sensor type
3	Transmitter	1	Transmitter type: 4-wire, compact version

Position	Order code for	Option selected	Description
4	Generation index	B	Platform generation
5, 6	Nominal diameter	Examples: 02, 04, 40, 50, 1H, 3E ²⁾ 3)	Nominal diameter of sensor

- 1) For replacement transmitter only: X
- 2) For the exact specification of the nominal diameter, see nameplate
- 3) For replacement transmitter only: XX

Basic specifications

Position	Order code for	Option selected	Type of protection
1, 2	Approval	BS, BT, I5, I6	Ex nA IIC T5...T1 Gc Ex nA IIC T6...T1 Gc Ex ec IIC T5...T1 Gc Ex ec IIC T6...T1 Gc

Position	Order code for	Option selected	Description
3	Output, input	B	4-20mA HART, Pulse/frequency/switch output
		L	PROFIBUS DP
		M	Modbus RS485
		N	EtherNet/IP
		R	PROFINET IO
4	Display; Operation	A	W/o; via communication
5	Housing	A	Compact, alu, coated
		B	Compact hygienic, stainless
		C	Ultra compact hygienic, stainless

Optional specifications

No options specific to hazardous locations are available.

Safety instructions:
General

- Staff must meet the following conditions for mounting, electrical installation, commissioning and maintenance of the device:
 - Be suitably qualified for their role and the tasks they perform
 - Be trained in explosion protection
 - Be familiar with national regulations or guidelines (e.g. IEC/EN 60079-14)
- Install the device according to the manufacturer's instructions and national regulations.
- Do not operate the device outside the specified electrical, thermal and mechanical parameters.
- Only use the device in media to which the wetted materials have sufficient durability.
- Refer to the temperature tables for the relationship between the permitted ambient temperature for the sensor and/or transmitter, depending on the range of application, and the temperature classes.
- Alterations to the device can affect the explosion protection and must be carried out by staff authorized to perform such work by Endress+Hauser.
- Observe all the technical data of the device (see nameplate).
- Avoid electrostatic charge (e.g. caused by friction, cleaning, maintenance, strong currents in the medium):
On the attached stainless steel nameplate and on painted metallic housings that are not integrated into the local potential equalization system.

Safety instructions:
Installation

- In potentially explosive atmospheres: Do not connect or disconnect the electrical connection of the power supply circuit when energized.
- Only use certified cable entries and connection plugs M12×1 suitable for the application. Please comply with the selection criteria as defined in IEC/EN 60079-14.
- Continuous service temperature of the connecting cable:
-40 to +80 °C; however, at least in accordance with the range of service temperature taking into account additional influences of the process conditions ($T_{a,min}$ and $T_{a,max} + 20$ K).
- Seal unused entry glands with approved sealing plugs that correspond to the type of protection. The plastic transport sealing plug does not meet this requirement and must therefore be replaced during installation.

- Only use certified cable entries or sealing plugs. The metal sealing plugs supplied meet this requirement.
- Supplied cable glands $M20 \times 1.5$ are only suitable for fixed installation of cables and connections. In the installation, a strain relief must be provided.
- Basic specification, order code for "Housing", option B, C:
To protect the housing of stainless steel housings: Ensure that the housing gasket is flat and not bent when closing the housing cover. Replace bent gaskets.

Ex ec type of protection

- Seal unused entry glands with approved sealing plugs that correspond to the type of protection.
- Only use certified cable entries or sealing plugs.

Optional RFID TAG

- In the case of high electromagnetic field intensities in accordance with IEC/EN 60079-14: Use is not permitted.
- Avoid electrostatic charging.

Potential equalization

- Integrate the device into the potential equalization .
- If the ground connection has been established via the pipe as specified, it is also possible to integrate the sensor into the potential equalization system via the pipe.

Temperature tables

Ambient temperature

Minimum ambient temperature:

$$T_a = -40 \text{ }^\circ\text{C}$$

Maximum ambient temperature:

$T_a = +60 \text{ }^\circ\text{C}$ depending on the medium temperature and temperature class

Medium temperature

Minimum medium temperature

$$T_m = -50 \text{ }^\circ\text{C}$$

Maximum medium temperature

T_m for T6...T1 depending on the maximum ambient temperature T_a

Compact version

Basic specifications, position 5 (housing) = A, B

T _a [°C]	T6 [85 °C]	T5 [100 °C]	T4 [135 °C]	T3 [200 °C]	T2 [300 °C]	T1 [300 °C]
35	50	85	120	170	205	205
50	-	85	120	170	205	205
60	-	-	120	170	205	205

Basic specifications, position 5 (housing) = C

T _a [°C]	T6 [85 °C]	T5 [100 °C]	T4 [135 °C]	T3 [200 °C]	T2 [300 °C]	T1 [300 °C]
50	-	85	120	170	205	205
60	-	-	120	170	205	205

Connection values: Signal circuits

The following tables contain specifications which are dependent on the transmitter type and its input and output assignment. Compare the following specifications with those on the nameplate of the transmitter.

Terminal assignment

Transmitter

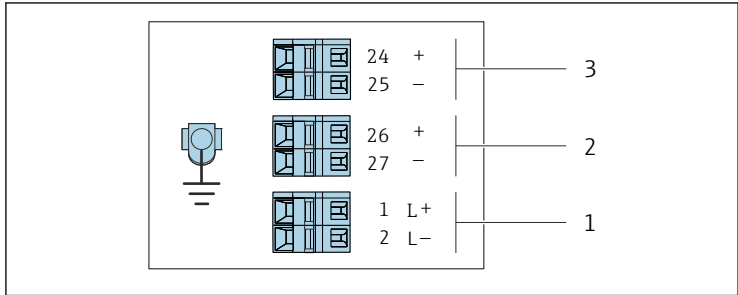


The order code constitutes part of the extended order code. For detailed information on the device features and the structure of the extended order code → 7.

Connection version 4-20 mA HART with pulse/frequency/switch output

Order code for "Output", option **B**

Depending on the housing version, the transmitters can be ordered with terminals or device plugs.



A0016888

1 Terminal assignment 4-20 mA HART with pulse/frequency/switch output

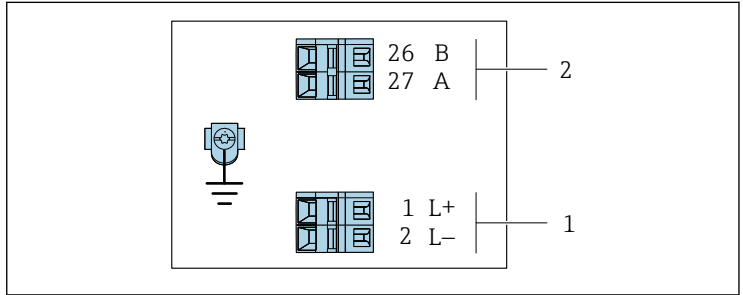
- 1 Power supply: DC 24 V
- 2 Output 1: 4-20 mA HART (active)
- 3 Output 2: pulse/frequency/switch output (passive)

Order code "Output"	Terminal number					
	Power supply		Output 1		Output 2	
	2 (L-)	1 (L+)	27 (-)	26 (+)	25 (-)	24 (+)
Option B	DC 24 V		4-20 mA HART (active)		Pulse/frequency/switch output (passive)	
Order code for "Output": Option B: 4-20 mA HART with pulse/frequency/switch output						

PROFIBUS DP connection version

Order code for "Output", option **L**

Depending on the housing version, the transmitters can be ordered with terminals or device plugs.



A0022716

2 *PROFIBUS DP terminal assignment*

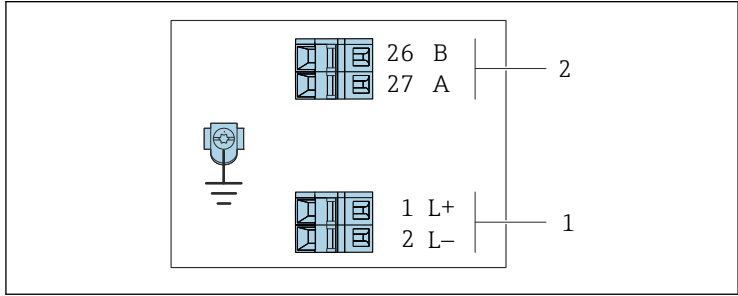
- 1 Power supply: DC 24 V
- 2 PROFIBUS DP

Order code "Output"	Terminal number			
	Power supply		Output	
	2 (L-)	1 (L+)	26 (RxD/TxD-P)	27 (RxD/TxD-N)
Option L	DC 24 V		B	A
Order code for "Output": Option L : PROFIBUS DP, for use in non-hazardous areas and Zone 2				

Modbus RS485 connection version

Order code for "Output", option **M**

Depending on the housing version, the transmitters can be ordered with terminals or device plugs.



A0019528

- 3 *Modbus RS485 terminal assignment, connection version for use in non-hazardous areas and Zone 2*

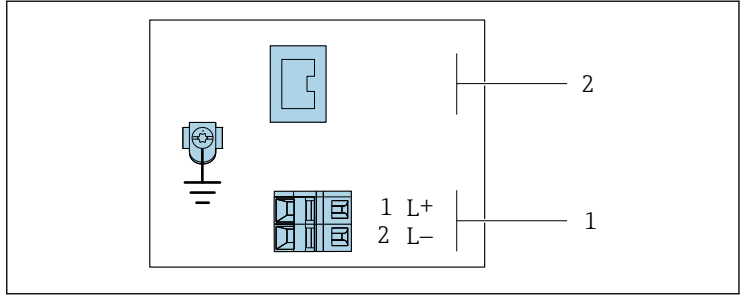
- 1 *Power supply: DC 24 V*
- 2 *Modbus RS485*

Order code "Output"	Terminal number			
	Power supply		Output	
	1 (L+)	2 (L-)	26 (B)	27 (A)
Option M	DC 24 V		Modbus RS485	
Order code for "Output": Option M : Modbus RS485, for use in non-hazardous areas and Zone 2				

EtherNet/IP connection version

Order code for "Output", option **N**

Depending on the housing version, the transmitters can be ordered with terminals or device plugs.



A0017054

4 EtherNet/IP terminal assignment

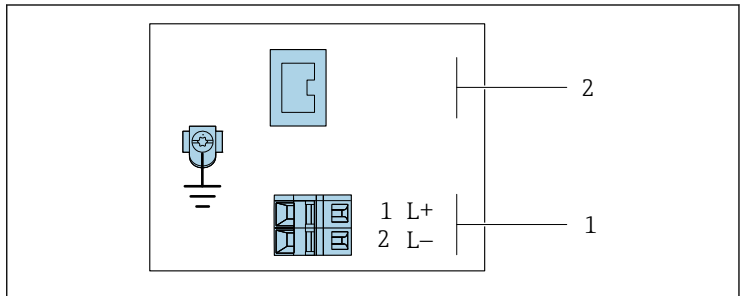
- 1 Power supply: DC 24 V
- 2 EtherNet/IP

Order code "Output"	Terminal number		Output Device plug M12x1
	Power supply 2 (L-)	1 (L+)	
Option N	DC 24 V		EtherNet/IP
Order code for "Output": Option N: EtherNet/IP			

PROFINET connection version

Order code for "Output", option R

Depending on the housing version, the transmitters can be ordered with terminals or device plugs.



A0017054

5 PROFINET terminal assignment

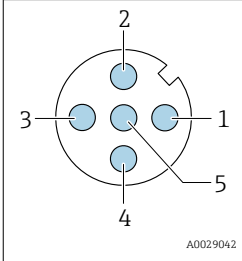
- 1 Power supply: DC 24 V
- 2 PROFINET

Order code "Output"	Terminal number	
	Power supply	
	2 (L-)	1 (L+)
Option R	DC 24 V	
	Output Device plug M12x1	
Order code for "Output": Option R: PROFINET		

Pin assignment, device plug

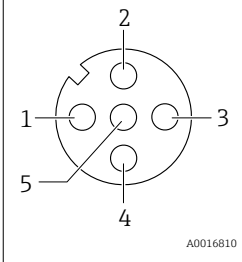
Supply voltage

For all connection versions (device side)

 <p style="text-align: right; font-size: small;">A0029042</p>	Pin	Assignment	
	1	L+	DC 24 V
	2		Not assigned
	3		Not assigned
	4	L-	DC 24 V
	5		Grounding/shielding
Coding		Plug/socket	
A		Plug	

4-20 mA HART with pulse/frequency/switch output

Device plug for signal transmission (device side)

 <p style="text-align: right; font-size: small;">A0016810</p>	Pin	Assignment	
	1	+	4-20 mA HART (active)
	2	-	4-20 mA HART (active)
	3	+	Pulse/frequency/switch output (passive)
	4	-	Pulse/frequency/switch output (passive)
	5		Grounding/shielding
Coding		Plug/socket	
A		Socket	

PROFIBUS DP

Device plug for signal transmission (device side)

	Pin	Assignment	
	1		Not assigned
	2	A	PROFIBUS DP
	3		Not assigned
	4	B	PROFIBUS DP
	5		Grounding/shielding
Coding		Plug/socket	
B		Socket	

MODBUS RS485

Device plug for signal transmission (device side)

	Pin	Assignment	
	1		Not assigned
	2	A	Modbus RS485
	3		Not assigned
	4	B	Modbus RS485
	5		Grounding/shielding
Coding		Plug/socket	
B		Socket	

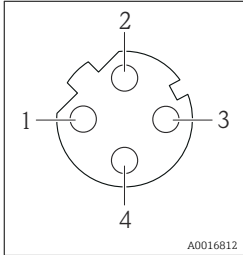
EtherNet/IP

Device plug for signal transmission (device side)

	Pin	Assignment	
	1	+	Tx
	2	+	Rx
	3	-	Tx
	4	-	Rx
	5		Grounding/shielding
Coding		Plug/socket	
D		Socket	

PROFINET

Device plug for signal transmission (device side)

 <p>A0016812</p>	Pin		Assignment	
	1	+	TD +	
	2	-	RD +	
	3	+	TD -	
	4	-	RD -	
	Coding		Plug/socket	
D		Socket		



71587378

www.addresses.endress.com
