

Safety Instructions

TR/TC6x

RTD / TC Thermometer

ATEX, Ex db IIC T6 Ga/Gb
IECEX: Ex db IIC T6 Gb
Ex ta/tb IIIC Txxx °C Da/Db
Ex tb IIIC Txxx °C Db

Safety instructions for electrical
apparatus in explosion-hazardous areas




TR/TC6x

RTD / TC Thermometer

Table of contents


About this document	4
Associated documentation	4
Supplementary documentation	4
Manufacturer´s certificates	5
Manufacturer address	5
Safety instructions	6
Safety instructions: Installation of protection flameproof	6
Safety instructions: Installation of dust ignition protection	7
Safety instructions: Partition wall	8
Safety instructions: Specific conditions of use	8
Thermal data	9
Electrical connection data	9

About this document

 This document has been translated into several languages. Legally determined is solely the English source text.

The document translated into EU languages is available:

- In the download area of the Endress+Hauser website:
www.endress.com -> Downloads -> Manuals and Datasheets -> Type: Ex Safety Instruction (XA) -> Text Search: ...
- In the Device Viewer: www.endress.com -> Product tools -> Access device specific information -> Check device features

 If not yet available, the document can be ordered.

Associated documentation

This document is an integral part of the following Operating Instructions:

Technical Information:

- TI01029T (TR/TC61)
- TI00024T (TR/TC62)
- TI01030T (TR/TC63)
- TI01031T (TR/TC65)
- TI01032T (TR/TC66)

Supplementary documentation

Explosion-protection brochure: CP00021Z/11

The Explosion-protection brochure is available:

- In the download area of the Endress+Hauser website:
www.endress.com -> Downloads -> Brochures and Catalogs -> Text Search: CP00021Z
- On the CD for devices with CD-based documentation

Manufacturer's certificates**IECEX certificate**

Certificate number: IECEX KEM 09.0033X

Affixing the certificate number certifies conformity with the following standards (depending on the device version)

- IEC 60079-0 : 2017
- IEC 60079-1 : 2014
- IEC 60079-26 : 2014
- IEC 60079-31 : 2013

ATEX certificate

Certificate number: KEMA 09ATEX0091 X

EU Declaration of Conformity

Declaration number: EC_00096

UKCA certificate

Certificate number: CML 21UKEX11240X

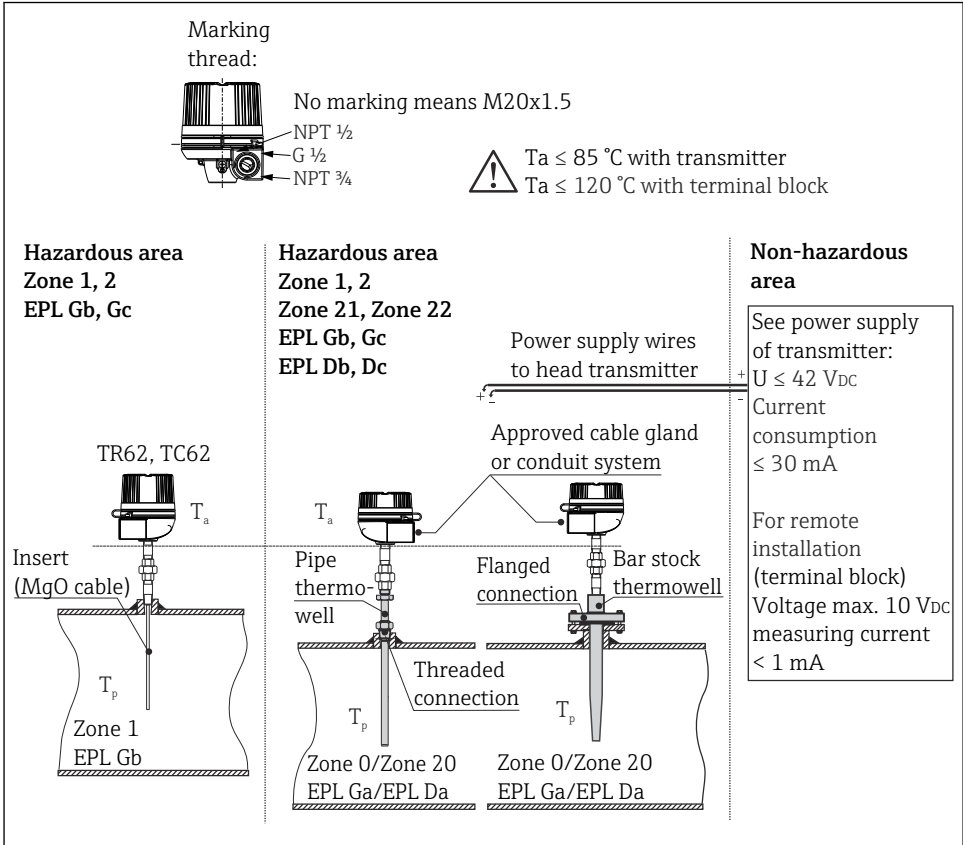
UKCA Declaration of Conformity

Declaration number: UK_00429

Manufacturer address

Endress+Hauser Wetzer GmbH + Co. KG
Obere Wank 1
87484 Nesselwang, Germany

Safety instructions



A0045320

**Safety instructions:
Installation of protection flameproof**

- Comply with the installation and safety instructions in the Operating Instructions.
- Install the device according to the manufacturer's instructions and any other valid standards and regulations (e.g. EN/IEC 60079-14).
- The housing of the thermometer must be connected to the potential matching line.
- Only the approved wire entries as specified in paragraph 10 of EN/IEC 60079-14, paragraph 16 of EN/IEC 60079-0, paragraph 13 of EN/IEC 60079-1 must be used.
- For connection through a conduit entry approved for this purpose the associated sealing facility shall be mounted directly to the housing.

- Seal the cable entries with certified cable glands and or blanking elements which have at least type of protection Ex db and Ex tb suitable for Group IIC and IIIC (degree of protection IP6X).
- The maximum specified ambient temperature T_a at terminal head may not be exceeded.
- If this equipment is used above $+65\text{ }^\circ\text{C}$, the cables and cable gland shall be suitable at least max. $T_a + 12\text{K}$.
- During operation, the cover must be screwed all the way in and the cover's safety catch must be fastened.
- The thermometer must be installed so, that even in the event of rare incidents, an ignition source due to impact or friction between the enclosure and iron/steel is excluded.

⚠ WARNING

Explosive atmosphere

- ▶ Do not open the electrical connection of the power supply circuit under voltage in an explosive atmosphere.

**Safety instructions:
Installation of dust ignition protection**

- Comply with the installation and safety instructions in the Operating Instructions.
- Install the device according to the manufacturer's instructions and any other valid standards and regulations (e.g. EN/IEC 60079-14).
- Seal the cable entries tight with certified cables which have at least type of protection Ex tb suitable for Group IIIC (degree of protection IP6X)
- The housing of the thermometer must be connected to the potential matching line.
- If this equipment is used above $+65\text{ }^\circ\text{C}$, the cables and cable gland shall be suitable at least max. $T_a + 12\text{K}$.

⚠ WARNING

Explosive atmosphere

- ▶ In an explosive atmosphere, do not open the device when voltage is supplied (ensure that the IP 66/68 housing protection is maintained during operation).

Safety instructions:
Partition wall

- The provided thermowells are out of materials AISI316/1.4401, AISI316L/1.4404, 1.4435, AISI A105/1.0460, AISI 446/1.4749, Alloy 600/2.4816, AISI 316Ti/W1.4571, Hastelloy® C- 276/2.4819 or Alloy 400/2.4360 and have a minimum thickness of at least 1 mm.
- Install the thermometer in a partition wall which is in compliance with EN/IEC 60079-26 in reference to its ultimate application.
- Use only thermowells out of materials complying with EN/IEC 60079-0 chapter 8.3 (e.g. AISI316/.1.4401, AISI316L/.1.4404, AISI 316Ti/1.4571...)

Safety instructions:
Specific conditions of use

- The flameproof joints are not intended to be repaired.
- Sensors of TX6x with diameter smaller than 6 mm shall be protected by thermowell.
- It shall be verified, taking into account the worst case process and ambient temperatures,
 - that the temperature of the enclosure at the process connection point does not exceed the ambient temperature range of the assembly and
 - the temperature of the optionally used RBFF1NS union does not exceed the service temperature range of -50 to +150 °C for following option:
Neck length N; Material; Fitting;
D 104 mm; 316; NU 1/2"NPT F
E 156 mm; 316; NUN 1/2"NPT M
H 104 mm; A105; NU 1/2"NPT F
- Install only head transmitters not exceeding a maximum power dissipation of 2.2 W with a temperature input rating not exceeding 10 V_{DC} and 1 mA.
- For assure that the temperature assembly has a degree of protection of IP6X the user shall provide a thermowell or equivalent component at the process side.

Thermal data

The relation between the type, electrical connection, temperature class, maximum surface temperature, ambient temperature range and process temperature range is shown in the following table.

Type	Electrical connection	Temperature class	Maximum surface temperature	Ambient temperature range	Process temperature range	
					Insert diameter	
					3 mm, 6 mm dual	6 mm
Tx6x	Terminal block ¹⁾ (C)	T6	T85 °C	-50 to +70 °C	-50 to +55 °C	-50 to +68 °C
		T5	T100 °C	-50 to +80 °C	-50 to +70 °C	-50 to +83 °C
		T4	T135 °C	-50 to +120 °C	-50 to +105 °C	-50 to +118 °C
		T3	T200 °C	-50 to +120 °C	-50 to +170 °C	-50 to +183 °C
		T2	T300 °C	-50 to +120 °C	-50 to +265 °C	-50 to +278 °C
		T1	T450 °C	-50 to +120 °C	-50 to +415 °C	-50 to +428 °C
	Flying leads (F) or Transmitter TMT71(A) TMT72 (E) TMT82 (K, L, M, N) TMT84 (B) TMT85 (D) TMT180 (2, 3, 4, 5) TMT181 (G) TMT182 (H, J, K, O)	T6	T85 °C	-40 to +65 °C	-50 to +55 °C	-50 to +68 °C
		T5	T100 °C	-40 to +80 °C	-50 to +70 °C	-50 to +83 °C
		T4	T135 °C	-40 to +85 °C	-50 to +105 °C	-50 to +118 °C
		T3	T200 °C	-40 to +85 °C	-50 to +170 °C	-50 to +183 °C
		T2	T300 °C	-40 to +85 °C	-50 to +265 °C	-50 to +278 °C
		T1	T450 °C	-40 to +85 °C	-50 to +415 °C	-50 to +428 °C

1) in an enclosure with a blind cover;

Electrical connection data

Type	Electrical data
TR61, TR62, TR63, TR65, TR66	$U_b \leq 42 V_{DC}$ Current consumption $\leq 30 \text{ mA}$ Remote installation: Voltage max. $10 V_{DC}$ Measuring current $I < 1 \text{ mA}$
TC61, TC62, TC63, TC65, TC66	

Category	Type of protection (ATEX, IECEx)	Type
II1/2G	Ex db IIC T6...T1 Ga/Gb	TR61, TR63, TR66, TC61, TC63, TC66
II2G	Ex db IIC T6...T1 Gb	TR61, TR62, TR63, TR65, TR66 TC61, TC62, TC63, TC65, TC66

Category	Type of protection (ATEX, IECEx)	Type
II1/2D	Ex ta/tb IIIC T85 °C...T450 °C Da/Db	TR61, TR63, TR66, TC61, TC63, TC66
II2D	Ex tb IIIC T85 °C...T450 °C Db	TR61, TR63, TR65, TR66 TC61, TC63, TC65, TC66



71569635

www.addresses.endress.com
